

FLOATER

sehkraft<sup>®</sup>

A black and white photograph of a mountain range. The foreground shows dark, jagged mountain peaks partially obscured by thick mist and low-hanging clouds. The middle ground features a series of rolling mountain ridges that fade into the distance. The sky is filled with dramatic, layered clouds, with some light breaking through near the horizon. The overall mood is atmospheric and expansive.

experience a new dimension



# sehkraft

As early as 1992, we were fascinated by the possibilities of modern laser technology, which today allows us to help our patients achieve perfect vision in just a few minutes, make them independent of glasses and contact lenses and thus significantly improve their quality of life. Doing this to the highest level of perfection is a passion that unites our entire team.


Respect for the trust you place in us obliges us to offer you excellent results and maximum safety at the same time.

To this end, we have assembled an experienced and highly qualified team that is unique in its constellation.

In addition, we have invested exclusively in state-of-the-art technologies. As an international reference centre for leading companies in ophthalmology, we have a fundamental innovative edge.

**WE DO EVERYTHING WE CAN  
FOR THE QUALITY OF RESULTS  
AND SECURITY YOU DESERVE  
FOR YOUR EYES.**

The Ultra Q Reflex™ laser from the Australian company Ellex makes it possible for the first time to treat disturbing glass body opacities, also known as floaters or mouches volantes, safely and gently without surgery.



# FLOATER

## What are floaters?

Floaters do not usually have a pathological cause. However, they are often not as harmless as is generally assumed, because they can considerably impair the quality of life and also the productivity at work of those affected.

Especially against a light background, for example, when working at the computer, reading or looking at the blue sky or snow, this haze is clearly perceived and disturbs the quality of vision.

Because they often have the shape of a "flying mosquito", they are described - from the French - with the technical term "Mouches Volantes". However, the opacities can also have other shapes, e.g. branch-, ring- or star-shaped.

## FLOATERS IMPAIR THE QUALITY OF VISION.

Those affected often experience the floaters as a massive impairment. They have to concentrate much more when working at the screen or reading and are slower because they repeatedly try to move the shadows out of their field of vision by moving their eyes or tilting their head to be able to read better.

However, since the reaction to objects moving in the periphery is an innate primal instinct, the brain unfortunately cannot or can only with difficulty block out these disturbances. The floaters can therefore hardly be ignored or specifically overlooked.

## How are floaters created?

The juvenile vitreous body is perfectly transparent. It is filled with a crystal clear gel-like substance.

There are various reasons (e.g. age-related degenerative changes, high shortness of vision, injuries, etc.) that disturb the natural balance between water (98.0%) and the protein components and fine collagen fibres it contains in the vitreous body.

As a result, these fibres thicken and bind together to form light-dense structures. If these structures are so dense that they cast a shadow on the retina, they become visible to the eye and impair the quality of vision.

Since the immune system does not recognise these as abnormal, they are not broken down and can only be removed surgically.

# WHAT IS LASER VITREOLYSIS?

Laser vitreolysis is an innovative and gentle procedure that uses a laser to split the floaters.

In laser vitreolysis, extremely short pulses of laser light (3 billionths of a second) are precisely irradiated into the vitreous body. The floaters absorb the laser energy, are broken up and dissolve. The tiny pieces diffuse through the cell membrane and are transported away via the blood vessels.

This safe, non-invasive procedure is performed on an outpatient basis. As a patient, you feel absolutely nothing from the treatment.

THE LASER GENTLY DISSOLVES  
THE FLOATERS.



Limited visibility with floaters

# THE ULTRA Q REFLEX™ LASER

Floater have been treated with YAG lasers for two decades. But even with the current high-end devices, only the front part of the vitreous body can be treated with precision and accuracy. These lasers are not precise enough in the deeper part of the vitreous body. But this is where most vitreous opacities are located.

## THE ULTRA Q REFLEX™ LASER GENTLY FREES YOU FROM ANNOYING VITREOUS OPACITIES.

In addition, these lasers are very energetic and therefore the risks and side effects are so high that we, like many other colleagues, do not use them.

In the past, we too only had to give our patients advice like "Try to ignore the floaters" or "I'm afraid you'll have to live with it".

With the Ultra Q Reflex™ laser from the Australian manufacturer Ellex, a gentle low-energy laser is finally available that splits the floaters with high precision without affecting adjacent structures or tissue.

Its innovative light transmission system, the so-called Reflex Technology™, guarantees the optimal illumination of the vitreous body and the exact alignment of the laser beam to the floaters during the treatment.

Sight with healthy eyes



# TREATMENT PROCEDURE

Laser vitreolysis is an outpatient procedure at our centre. First we dilate your pupil with the help of eye drops. Then your eye is locally anaesthetised with special eye drops and a so-called contact lens is placed on the eye. During the treatment, you sit opposite the doctor and look at a small green light with the other eye.

**THE TREATMENT IS NON-INVASIVE,  
PAINLESS AND PERFORMED ON  
AN OUTPATIENT BASIS.**

From a laser source in a special microscope, the invisible laser light is guided through the contact glass into your eye. The floaters are now dissolved. Meanwhile you may notice small dark particles

or shadows. These are tiny gas bubbles that can form during the laser treatment but are absorbed by the vitreous body after a short time.

Finally, you will be given antibiotic eye drops. You will not feel anything from the treatment. Depending on the number and size of the floaters, the treatment lasts between 20 and 60 minutes. You can see the success of the treatment for yourself just a few hours after the treatment, as soon as your pill has become tight again.

In most cases, two to three treatments are necessary to remove all disturbing vitreous opacities. We can perform these treatments at intervals of a few days.





### After the treatment

As your pupils are still dilated after the treatment, you must not drive yourself. You may experience temporary blurred vision or a slight reddening, but this is absolutely harmless.

### Exceptions

Unfortunately, not all vitreous opacities can be treated with the floater laser. Especially in young patients, the floaters are microscopically small and very close to the retina (1-2 mm distance). In this case, it may unfortunately be too early for treatment with the floater laser and this can only be carried out at a later date. Large cloud-like opacities are also not always suitable for treatment with the laser.

### Costs

The total cost of the treatment (two to three treatments) is about 1,140 euros per eye. Should another treatment be necessary on the same eye, this costs approx. 455 euros.

Unfortunately, statutory health insurers generally do not pay for the treatment. The reimbursement policy of private health insurers varies greatly.



IF YOU HAVE ANY FURTHER  
QUESTIONS, PLEASE DO NOT  
HESITATE TO CONTACT US OR  
MAKE AN APPOINTMENT DIRECTLY.

ee shine beam peek eye laugh sift wink enchant watch  
winkle blink experience look peep read cry glance see  
hine beam peek eye laugh sift wink enchant watch twi  
inkle blink experience look peep read cry glance see shi  
e beam peek eye laugh sift wink enchant watch twink  
e blink experience look peep read cry glance see shine  
beam peek eye laugh sift wink enchant watch twinkie  
blink experience look peep read cry glance see shine be  
am peek eye laugh sift wink enchant watch twinkle blink  
experience look peep read cry glance see shine beam pe  
k eye laugh sift wink enchant watch twinkle blink expe  
ience look peep read cry glance see shine beam peek ey  
e laugh sift wink enchant watch twinkle blink experien  
e look peep read cry glance see shine beam peek eye la  
ugh sift wink enchant watch twinkle blink experience

ook  
cry g  
kper  
peep  
glance see shine beam peek eye laugh sift wink ench  
ant watch twinkle blink experience look peep read cry

# FLOATER

peep read  
lance see e  
ience look  
read blink

## COLOGNE

### Eye Center

Wolfsstraße 16  
50667 Cologne

Fon +49 (0) 221 860 16 33  
mail@sehkraft.de

## COLOGNE

### Counselling Centre

Wolfsstraße 2-4  
50667 Cologne

Fon +49 (0) 221 860 16 88  
beratung@sehkraft.de

## BERLIN

### Eye Center

Oberwallstraße 7  
10117 Berlin

Fon +49 (0) 30 862 04 66 66  
berlin@sehkraft.de

## VIENNA

### Eye Center

Goldenes Quartier  
Seitzergasse 6  
1010 Vienna

Fon +43 (0) 1 904 88 89  
wien@sehkraft.at

## EDITOR


### sehkraft


Matthias Maus  
Ophthalmologist


Wolfsstraße 16  
50667 Cologne


Fon +49 (0) 221 860 16 0  
mail@sehkraft.de

[sehkraft.de](https://www.sehkraft.de)  
[sehkraft.at](https://www.sehkraft.at)

 Meet us on facebook /  
sehkraft Augenzentrum

 sehkraft Augenzentrum  
on instagram

 @sehkraft\_augenzentrum  
on YouTube

 sehkraft\_augenzentrum  
on TikTok

## PARTNER



Service-Partner



© sehkraft

As of: November 2023

Picture credits

Cover Page: Diy13 / istockphoto

Page 4: Jonathan Borba / unsplash

Page 6/7: Monkey Business / fotolia

Page 8: Kakob Owens / unsplash

